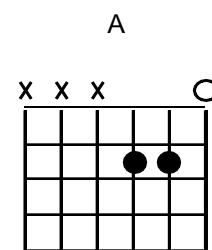


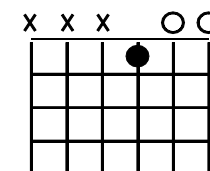
Nothing but the Blood

Robert Lowry

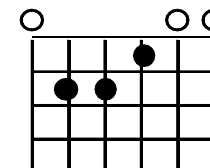
A	E	A	A	E7	A
4 1 2 3 4	1 2 3 4	1 2 3 4	1 & 2 & 3 4	1 2 3 4	1 2 3 4
4 What can wash a-	way my sin?	Noth-ing but the blood of	Je-	sus;	



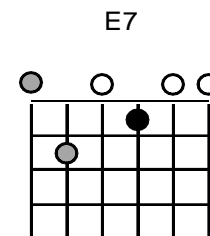
A	E	A	A	E7	A
1 2 3 4	1 2 3 4	1 & 2 & 3 4	1 2 3 4	1 2 3 4	1 2 3 4
What can make me	whole a-	Noth-ing but the blood of	Je-	sus.	



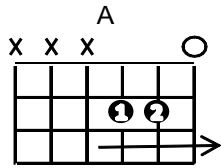
A	E	A	E7	E	A
1 2 3 4	1 2 3 4	1 2 3 4	1 2 3 4	1 2 3 4	1 2 3 4
Oh!	Pre- cious	is the flow	That	white as	snow;



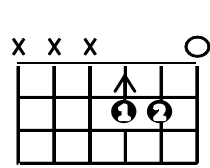
A	E	A	A	E7	A
1 2 3 4	1 2 3 4	1 2 3 4	1 & 2 & 3 4	1 2 3 4	1 2 3 4
No	oth- er	fount I know,	Noth-ing but the blood of	Je-	sus.



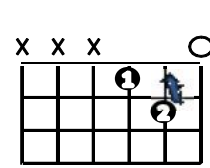
Practicing the Chord Changes for *Nothing But the Blood*



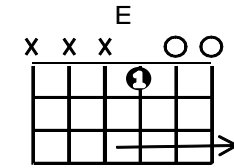
1. Strum the A chord (3 strings).



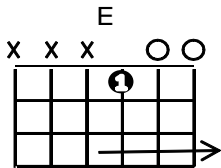
2. Glide finger 1 up from the 2nd fret of the third string to the 1st fret.



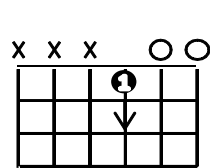
3. Lift finger 2 off the second string.



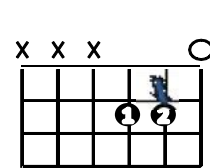
4. Strum the E chord (3 strings).



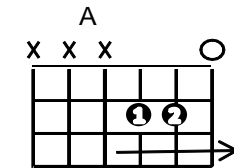
1. Strum the E chord (3 strings).



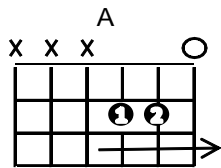
2. Glide finger 1 down from the 1st fret of the third string to the 2nd fret



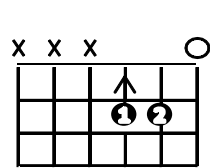
3. Put finger 2 down on the 2nd fret of the second string.



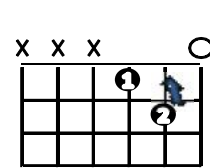
4. Strum the A chord (3 strings).



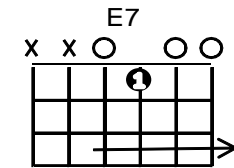
1. Strum the A chord (3 strings).



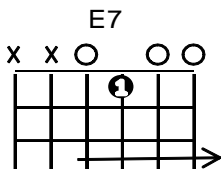
2. Glide finger 1 up from the 2nd fret of the third string to the 1st fret.



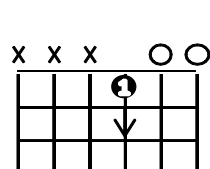
3. Lift finger 2 off the second string.



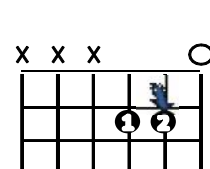
4. Strum the E7 chord (4 strings).



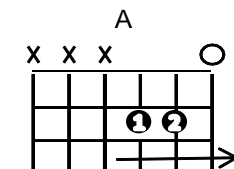
1. Strum the E7 chord (4 strings).



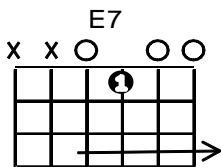
2. Glide finger 1 down from the 1st fret of the third string to the 2nd fret



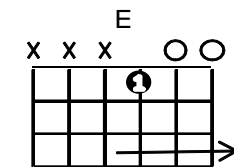
3. Put finger 2 down on the 2nd fret of the second string.



4. Strum the A chord (3 strings).



1. Strum the E7 chord (4 strings).



2. Strum the E chord (3 strings)