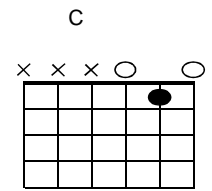
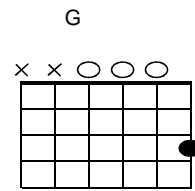
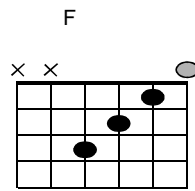
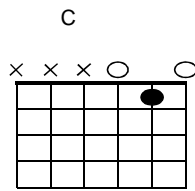
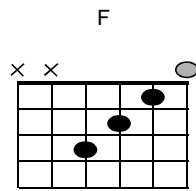
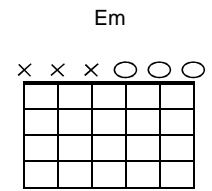
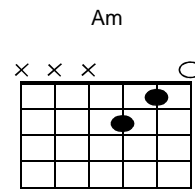
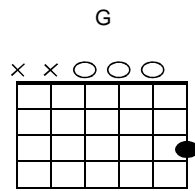
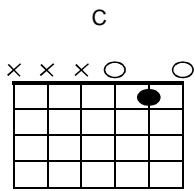


STRUMMING AND PICKING PACHELBEL'S CANON

STRUMMING SIMPLE CHORDS

Strum each chord 4x in each measure before going to the next measure.

4
4



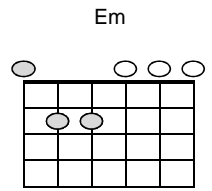
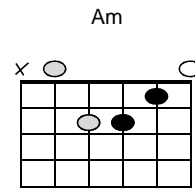
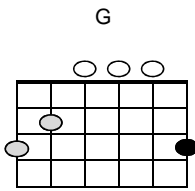
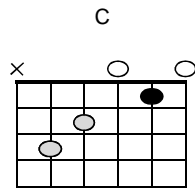
*
•
•
•

* double repeat sign: go back to the beginning from this measure twice before finishing with the last measure.

STRUMMING CHORDS OR PICKING FULL CHORDS

○ = optional notes for playing the full version of the chord

4
4



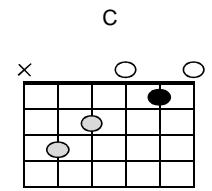
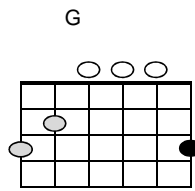
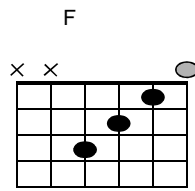
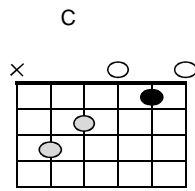
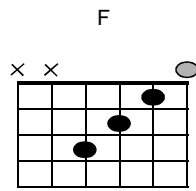
Numbers show what strings to play to pick each chord instead of strumming it.

5
3
2
1

6
3
2
1

5
3
2
1

6
3
2
1



4
3
2
1

5
3
2
1

4
3
2
1

6
3
2
1

5
3
2
1